

Galaxy Half Moon



Product Features

Our Half Moon corner susan provides elegant storage for difficult to reach cabinets. Made in Italy by Vibo to European luxury standards.

- For 381mm or 450mm (15" or 18") cabinet doors
- Universal for both left or right openings
- Available finishes Anthracite Dark Grey and White & Chrome
- Includes door-follow bracket
- Anti-slip melamine bottom which is TSCA Title VI compliant
- Load Capacity: 9kg (20lbs) per shelf for 668mm size
- Load Capacity: 11kg (24lbs) per shelf for 768mm size

Adjustable Height Metal Post, Chrome

Description	Part#
Height Adjustment 645 - 720mm (25 3/8 - 28 3/8")	041-VSQT5002C

Baskets, for 381mm (15") doors, set of 2 with Fast-Block fittings

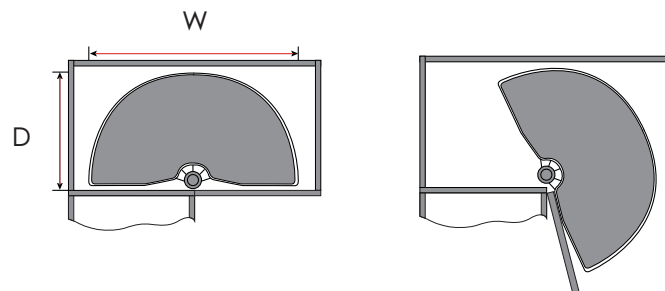
Description	Finish	Part#
W x H x D 668 x 645-720 x 371mm (26 5/16 x 25 3/8 - 28 3/8 x 14 5/8")	Anthracite Dark Grey	041-VGLH660-AG
W x H x D 668 x 645-720 x 371mm (26 5/16 x 25 3/8 - 28 3/8 x 14 5/8")	White & Chrome	041-VGLH660-WHC

Baskets, for 450mm (18") doors, set of 2 with Fast-Block fittings

Description	Finish	Part#
W x H x D 768 x 645-720 x 420mm (30 1/4 x 25 3/8 - 28 3/8 x 16 9/16")	Anthracite Dark Grey	041-VGLH760-AG
W x H x D 768 x 645-720 x 420mm (30 1/4 x 25 3/8 - 28 3/8 x 16 9/16")	White & Chrome	041-VGLH760-WHC

Minimum Interior Cabinet Dimensions

W x H x D 668 x 645-720 x 371mm (26 5/16 x 25 3/8 - 28 3/8 x 14 5/8")
 W x H x D 768 x 645-720 x 420mm (30 1/4 x 25 3/8 - 28 3/8 x 16 9/16")

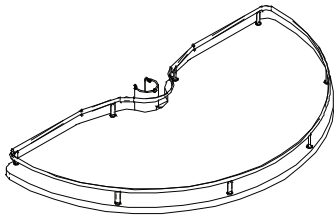




What's In The Box

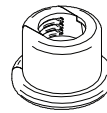
1.

x2



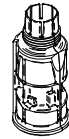
2.

x2



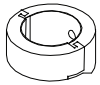
3.

x2



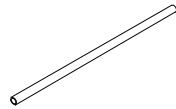
4.

x2



5.

x1



6.

x1



7.

x1



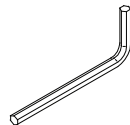
8.

x5



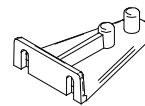
9.

x2



10.

x1



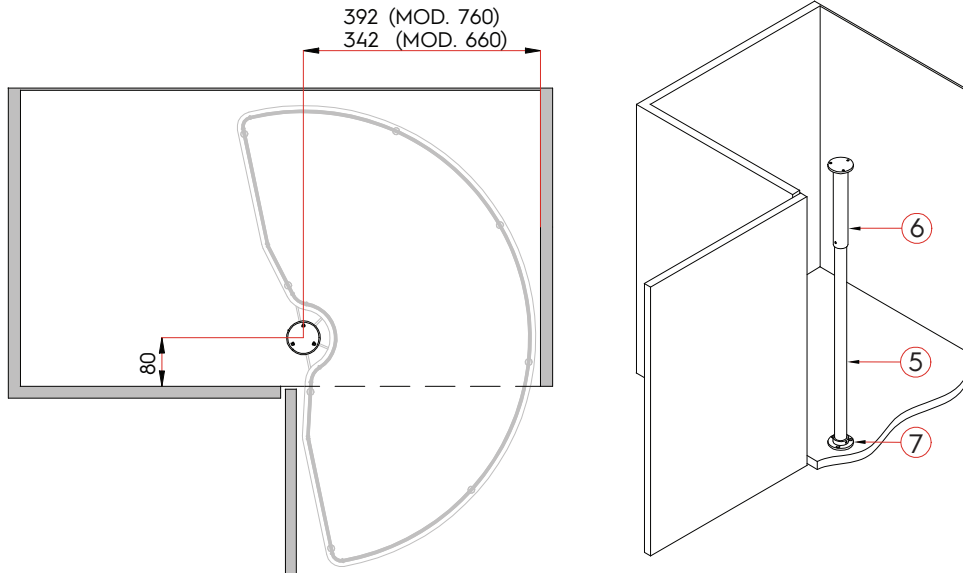
11.

x2

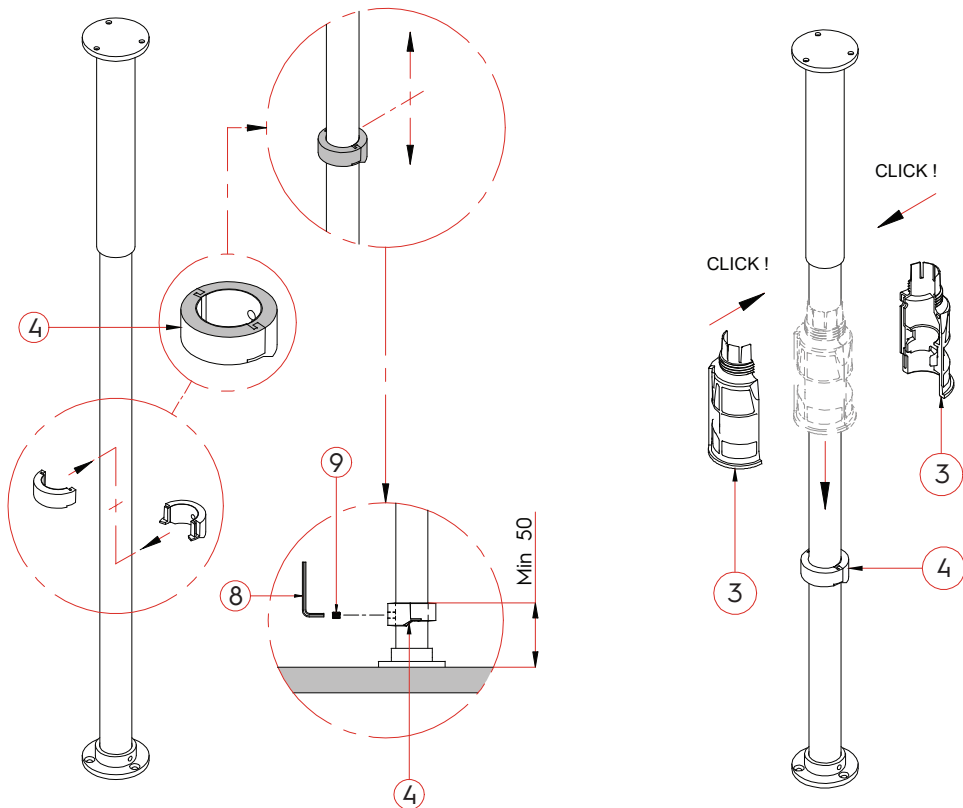




Step #1



Step# 2





Step #3

