

Doubewall Drawer System

Specifications & Ordering Guide

Deep Corner Drawer 45 Degree



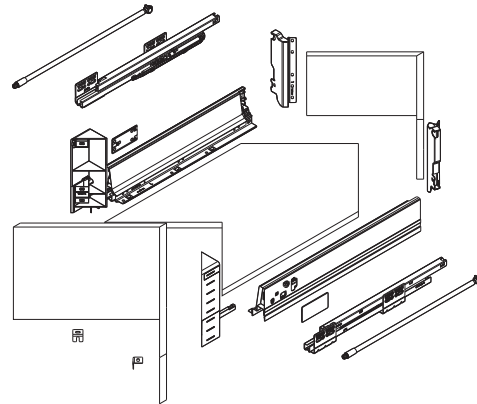
Product Features:

- Finishes: Grey, & White
- Tool free assembly and removal of drawer
- Silent system guarantees smooth running
- Full adjustment (up, down, left, right)
- Standard 83mm height sides
- Dynamic load capacity: 40kg

Standard Drawer Kit (packaged as a complete set)

Standard Corner Drawer 45 Degree Kit Includes:

- One pair of Full Extension Soft-Close Slides
- One pair of Doublewall Drawer Sides (83mm Height) which includes a pair of infinity cover caps
- One pair of rear fixing brackets
- One pair of front fixing brackets
- One pair of round lateral rails



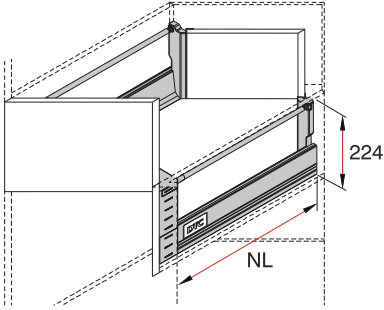
Standard Corner Drawer Kits

Length	Grey				Qty:
600mm	105-M01600P-G	105-M010600P-W	105-M010600P-SS		20
650mm	105-M01650P-G	105-M010650P-W	105-M010650P-SS		20

Doublewall Drawer System

Specifications & Ordering Guide

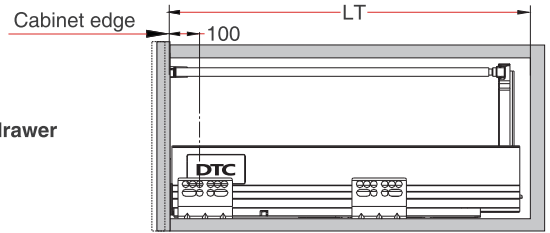
Space Requirements



NL:Nominal length

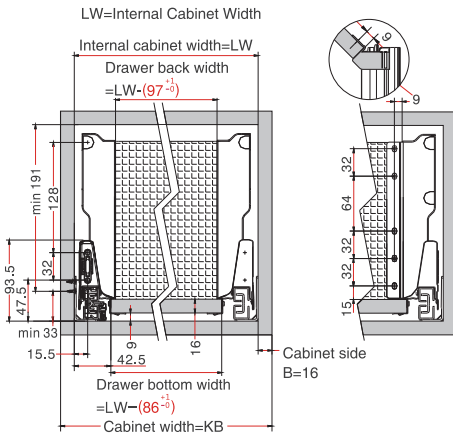
Installation Dimensions

NL=Nominal Slide Length
LT=Internal Cabinet Depth
LT=NL+3

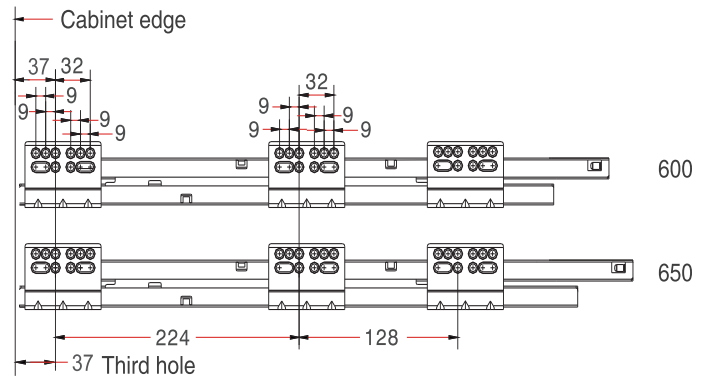


Standard drawer

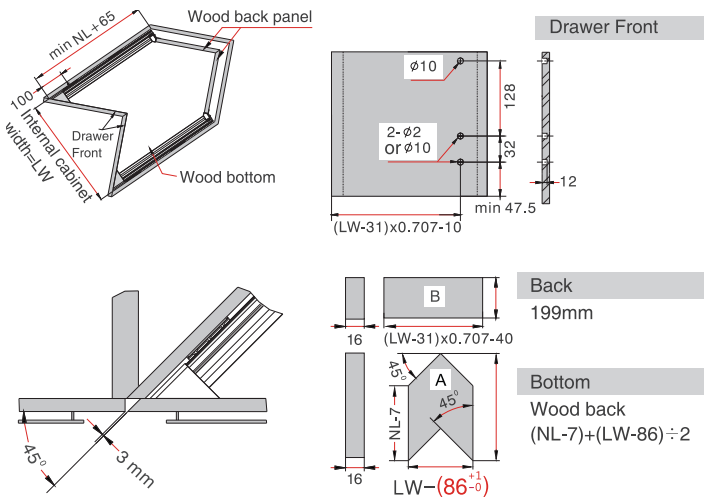
Installation Dimensions



Drilling Pattern



Drawer Front, Back and Bottom Dimension



KB Cabinet width
LW Internal cabinet width
NL Nominal length

