



## Magnetic Strike Plate for Push Hinge with Adjustable Depth

**Part Number: SDP39XXG**

Salice Magnetic Strike Plate for Push Hinge

Compatible Hinges - ..... Salice Push

### Product Description

This retaining catch is magnetic and together with the magnetism of the push device, will considerably increase (about 30%) the holding strength of the door against the cabinet side, thus avoiding accidental openings. This catch is ideal for larger and heavier doors. Featuring 3mm of depth adjustment, this catch enables alignment between the door and the push device which can compensate for any slight warping or bowing of your door.

### Product Advantages

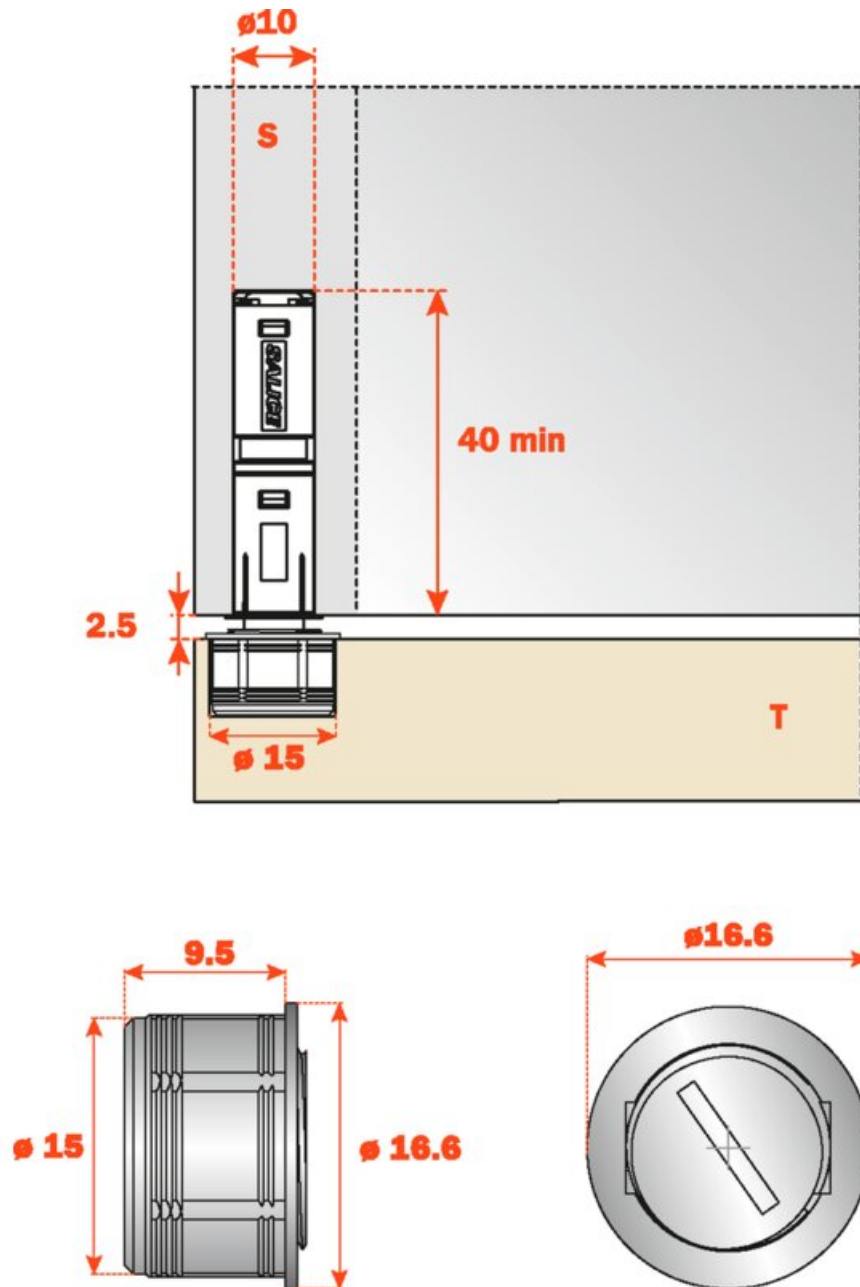
- Adjustment of Depth from -0.5mm to +2.5mm
- Provides for perfect alignment with cabinet door

### Product Application

To install, drill a hole of diameter 15 mm and 11 mm depth into the cabinet door at the point where your recessed push device is inserted into the side panel.



## Technical Documents



View this product online at <https://marathonhardware.com/pd/SDP39XXG>

---

Technical Documents

Adjustment -0.5 mm



Adjustment +2.5 mm



View this product online at <https://marathonhardware.com/pd/SDP39XXG>

## Technical Documents

### Retaining catch application


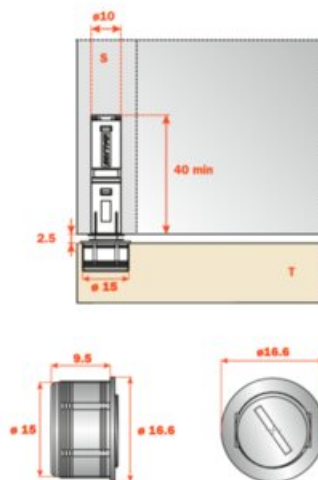


#### 3 - Magnetic retaining catch to be inserted

The retaining catch DP39 is itself magnetic and together with the magnetism of the release device DPM considerably increase (30%) the holding strength of the door against the cabinet side, thus avoiding accidental openings.

For the installation it is necessary to drill a hole  $\varnothing 15$  mm and 11 mm depth in the door.


Depth adjustment from -0.5 mm to +2.5 mm.



Adjustment -0.5 mm



Adjustment +2.5 mm



**SALICE** 201

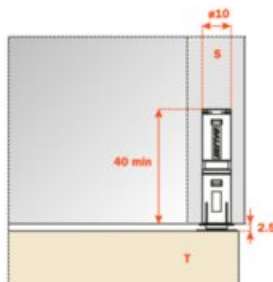
View this product online at <https://marathonhardware.com/pd/SDP39XXG>

## Technical Documents

### Magnetic Push - Magnetic release device application

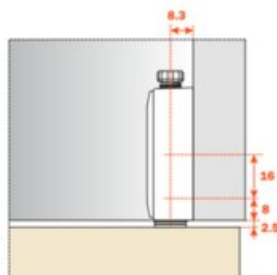
#### Application of the release device to be recessed

Drill a hole  $\varnothing$  10 mm and min. 40 mm depth in the top, the side or the base panel of the cabinet.  
Insert the release device into the hole.



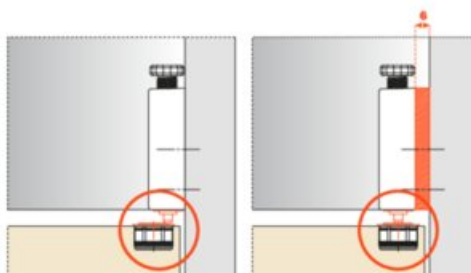
#### Release device application with adapter (DP82SN\_R).

Insert the release device frontally into the adapter.  
Place the adapter to the top, the side or the base panel of the cabinet, using the drilling value of 8+16 mm for final positioning.



#### Release device application with spacer for inset doors (DP82SN\_R + SP44XX\_).

For inset doors it is essential to use the spacer SP44XX\_.



## Technical Documents

### Magnetic Push - Magnetic release devices and retaining catches

**DPMSNB** - beige



**DPMSNG** - grey



Release device.  
ø 10 mm, 40 mm length.

**Packing**  
Boxes 250 pcs.  
Cartons 1.500 pcs.

**DPASNB** - beige




**DPASNG** - grey



Optional supplementary release device to increase the magnetic holding strength. It must always be used together with the DPM. The suggested position of the DPA is the point of pressure on the door. The DPA can be positioned at any point along the opening edge of the door. ø 10 mm, 40 mm length.

**Packing**  
Boxes 250 pcs.  
Cartons 1.500 pcs.

**DP28SN9**



Retaining catch to be inserted.  
ø 11.5 mm.

**Packing**  
Boxes 250 pcs.

**DP38XX91**



Retaining catch with adhesive.  
20x14 mm.

**Packing**  
Boxes 250 pcs.

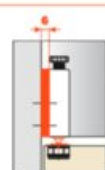
**DP39XXG**



Adjustable magnetic retaining catch.  
ø16.6 mm

**Packing**  
Boxes 250 pcs.

**SP44XX\_**



Spacer for inset door to be used together with DP82XX\_RL.

**SP44XXG** = grey  
**SP44XXB** = beige

**Packing**  
Boxes 250 pcs.

