







# Adjustable Leg Leveller Standard with Plinth Kit, High Load/Wide Adjustment

Part Number: 3290-Series Plinth Kit

Included in this webkit		Qty Required
	Leveler Head Black Part #: 03-3290	1
	Leveler Centre Tube Black Part #: 03-3291	1
	Leveler Universal Centre Tube Black Part #: 03-3292	1
	Leveler Adjustable Base Black Part #: 03-3293	1
	Leveler Clip for Screw-On Plinth Part #: 03-3294	1

Standard Leg Leveler with Plinth Clip Kit. Wide height adjustment and high load capacity

Standard Leg Leveler with Plinth Clip Kit. Includes 4 1/2 - 6 inch height adjustment and 200kg per leg capacity

<div><br></div>

Load Capacity	-----	200 kg per leg
Material	-----	Plastic

## Product Description

This 3290-series of adjustable leg levelers provides our most robust solution to final adjustment during installation. We have two types of head and a plinth clip as options. It comes bulk packaged for your convenience. With a heavy duty load capacity of 200 kg per leg or 800 kg per 4 legs, we recommend using spacing of 60 to 80 cm between legs.

## Product Advantages

- High Load Capacity
  - Largest Adjustment Range
  - Plinth Clip for extra strength
  - 4 1/2 - 6 inch Height Adjustment
-

