



Glacio 6-5/16 in (160 mm) Center Cabinet Pull - Clear/Satin Nickel

Part Number: A36656CG10

Glacio Pull, 6-5/16 in (160 mm), Clear / Satin Nickel

Glacio is sleek and minimalist, blending crystal-clear accents and beautifully finished metallic mountings that seem to float above the surface for an ethereal look and feel.

<div>
</div>

Center to Center Length	160 mm
Collection	Glacio
Colour Group	Clear
Finish Code	Clear, Satin Nickel
Material	Zinc Diecast
Overall Length	200 mm
Projection (Height)	38 mm
Style Family	Designer
Type	Pull
Width	19 mm

Product Description

The Amerock A36656CG10 Glacio 6-5/16 in (160 mm) Center Cabinet Pull is finished in Clear Crystal/Satin Nickel. The Glacio Collection blends crystal-clear accents and beautifully-finished mountings. Glacio's dual-layer style seems to float above the surface of drawers and doors. Golden Champagne is a soft brushed gold finish that is never brassy. Pair with the same brushed bronze and gold finishes found in popular decorative faucet brands. Since 1929, Amerock has provided decorative hardware solutions that inspire and help express your personal style. Look for coordinated finishes from Amerock in cabinet hardware knobs and pulls, decorative hooks, bath accessories and functional hardware.

Product Advantages

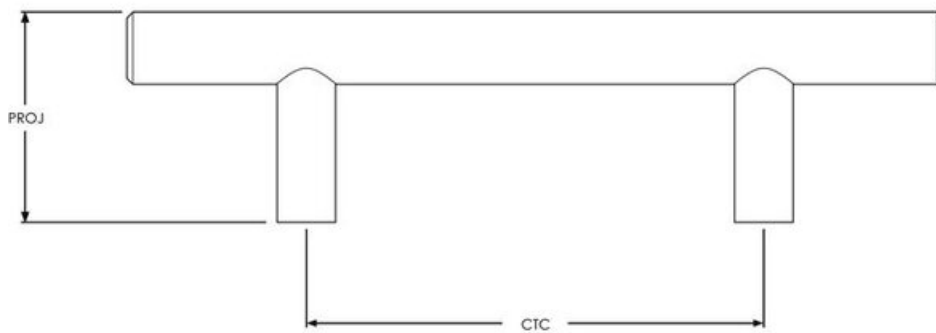
- Gorgeous, high-end finishes available
- Intricately crafted with precise detail for lifelong beauty and durability
- Amerock Guardian Lifetime Guarantee against defect in material and workmanship

Included Products

Industry standard mounting hardware



Technical Documents



KEY:
LGTH = Length
W = Width
PROJ = Projection
CTC = Center-to-Center

View this product online at <https://marathonhardware.com/pd/A36656CG10>



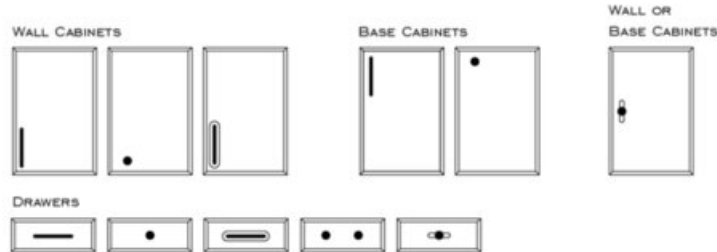
Technical Documents



INSTALLING NEW CABINET HARDWARE

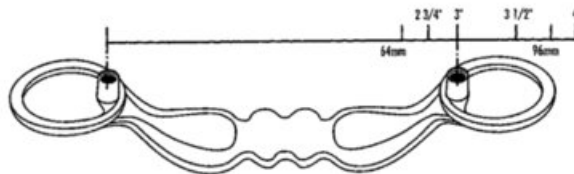
Step 1. Location of Cabinet Hardware

While there are no hard, fast rules for placement of a knob or pull on a cabinet door, most cabinet makers will locate them approximately 3"-4" above the upper non-hinged corner on base cabinets, or the lower non-hinged corner on wall cabinets. However, the decision is your to make!



Step 2. Mounting Cabinet Hardware

When drilling for a knob or pull, a 3/16" hole is recommended for most styles. The exception is pulls that have "studs". A stud is simply an extension of the molded screw holes. If a pull has a stud, then a 1/4" hole is required with studs sitting securely in the wood.



IMPORTANT Screw Information

Amerock® includes 8-32 x 1" long machine screws with most knobs and pulls because the typical cabinet door or drawer front is 3/4" thick. This screw length should work in most applications. However, if your cabinet doors or drawer fronts are thicker than 3/4", then you will need to use longer screws for mounting. Check the thickness of both a cabinet door and a drawer front in your kitchen, as the thickness dimensions may not be the same. In general, the screw length(s) used should be 1/4" longer than the thickness of your cabinet door or drawer front material. It is not uncommon for some drawers to be constructed with a 3/4" thick front attached to a 3/4" thick drawer box. In this situation, the total drawer thickness is 1-1/2", making a 1-3/4" long screw necessary for mounting. These screws may be purchased from any hardware store. Please note that select hardware sold by Amerock may include metric screws instead of UNC screws.

View this product online at <https://marathonhardware.com/pd/A36656CG10>

