







## Adjustable Leg Leveller Doweled Head Kit, High Load/Wide Adjustment

**Part Number: 3290-Series Dowel Kit**

	Included in this webkit	Qty Required
	Leveler Head w/Expansion Dowel Black <b>Part #: 03-3295</b>	1
	Leveler Centre Tube Black <b>Part #: 03-3291</b>	1
	Leveler Universal Centre Tube Black <b>Part #: 03-3292</b>	1
	Leveler Adjustable Base Black <b>Part #: 03-3293</b>	1

Standard Leg Leveler with Doweled Head Kit. Wide height adjustment and high load capacity

Standard Leg Leveler with Doweled Head Kit. Includes 4 1/2 - 6 inch height adjustment and 200kg per leg capacity

<div><br></div>

Colour - .....	Black
Load Capacity - .....	200 kg per leg
Material - .....	Plastic

## Product Description

This 3290-series of adjustable leg levelers provides our most robust solution to final adjustment during installation. We have two types of head and a plinth clip as options. It comes bulk packaged for your convenience. With a heavy duty load capacity of 200 kg per leg or 800 kg per 4 legs, we recommend using spacing of 60 to 80 cm between legs.

## Product Advantages

- High Load Capacity
- Largest Adjustment Range
- Dowel Head for stronger joint

- 4 1/2 - 6 inch Height Adjustment
-

